



---

**P.O.BOX 2882, Windhoek**  
**Tel: + 264 61 283 5100, Fax +264 61 283 5259**  
**Web address: [www.fic.na](http://www.fic.na)**  
**E-mail address: [helpdesk@fic.na](mailto:helpdesk@fic.na)**

**MONTHLY STATISTICAL REPORT: APRIL 2023**

---

## 1. Incoming Reports

**Table 1: Reports Received**

	Apr-23	Mar-23	Apr-22	Total <sup>1</sup>
<i>AIFs</i> <sup>2</sup>	19	14	30	4,242
<i>CBMCRs</i> <sup>3</sup>	0	0	0	225
<i>CTRs</i> <sup>4</sup>	3,785	7,247	4,390	721,882
<i>EFTs</i> <sup>5</sup>	114,433	75,169	220,039	1,7,18,530
<i>IFTs</i> <sup>6</sup>	339,129	227,514	159,990	11,308,352
<i>SARs</i> <sup>7</sup>	22	21	17	1,518
<i>STRs</i> <sup>8</sup>	70	93	77	10,376

**Table 2: Requests for Information**

	Apr-23	Mar-23	Apr-22	Total
<i>IRDs</i> <sup>9</sup>	41	8	9	803
<i>IRIs</i> <sup>10</sup>	0	0	0	81

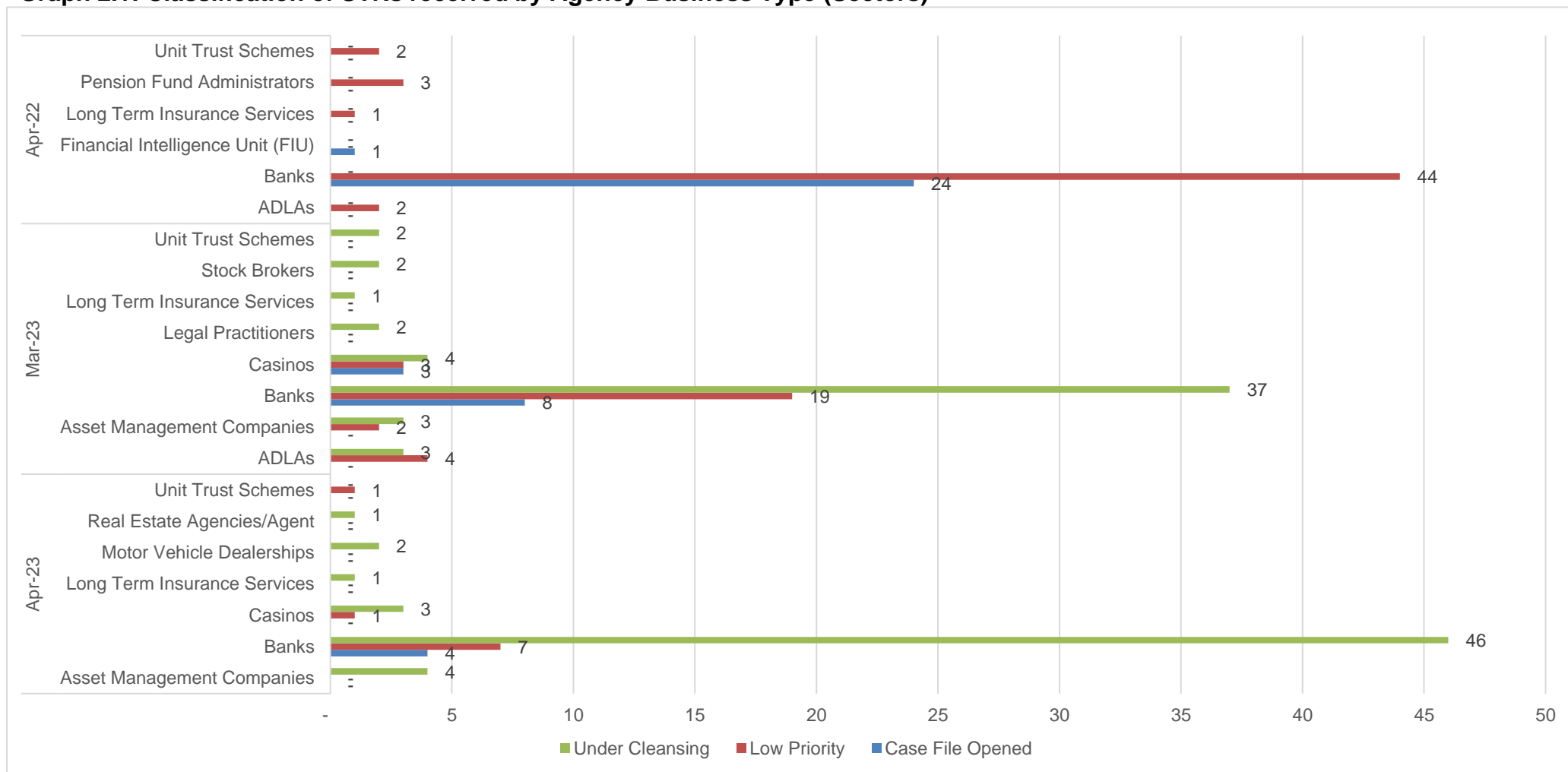
41 IRDs were received in April 2023. To date, a total of 884 requests have been received by the FIC.

The current reporting period has seen an increase in the volume of AIFs, EFTs, IFTs and SARs when compared to March 2023.

<sup>1</sup> Total reports received since inception;  
<sup>2</sup> AIF: Additional Information File;  
<sup>3</sup> CBMCR: Cross Border Movement of Cash Report;  
<sup>4</sup> CTR: Cash Transaction Report;  
<sup>5</sup> EFT: Electronic Funds Transfer;  
<sup>6</sup> IFT: International Funds Transfer;  
<sup>7</sup> SAR: Suspicious Activity Report;  
<sup>8</sup> STR: Suspicious Transaction Report;  
<sup>9</sup> IRD: Incoming Request-Domestic; and  
<sup>10</sup> IRI: Incoming Request-International

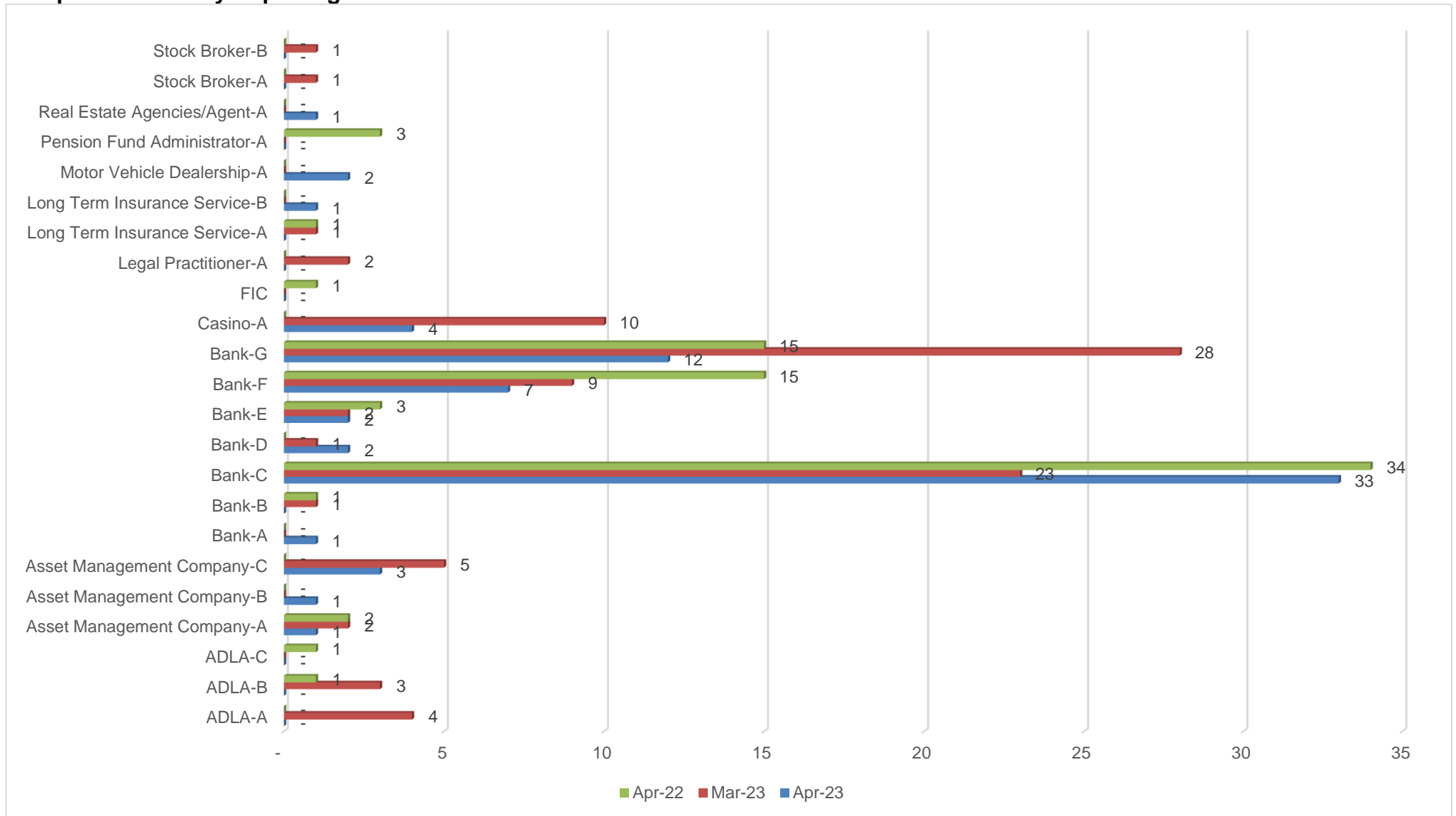
## 2. Classification of Reports

**Graph 2.1: Classification of STRs received by Agency Business Type (Sectors)**



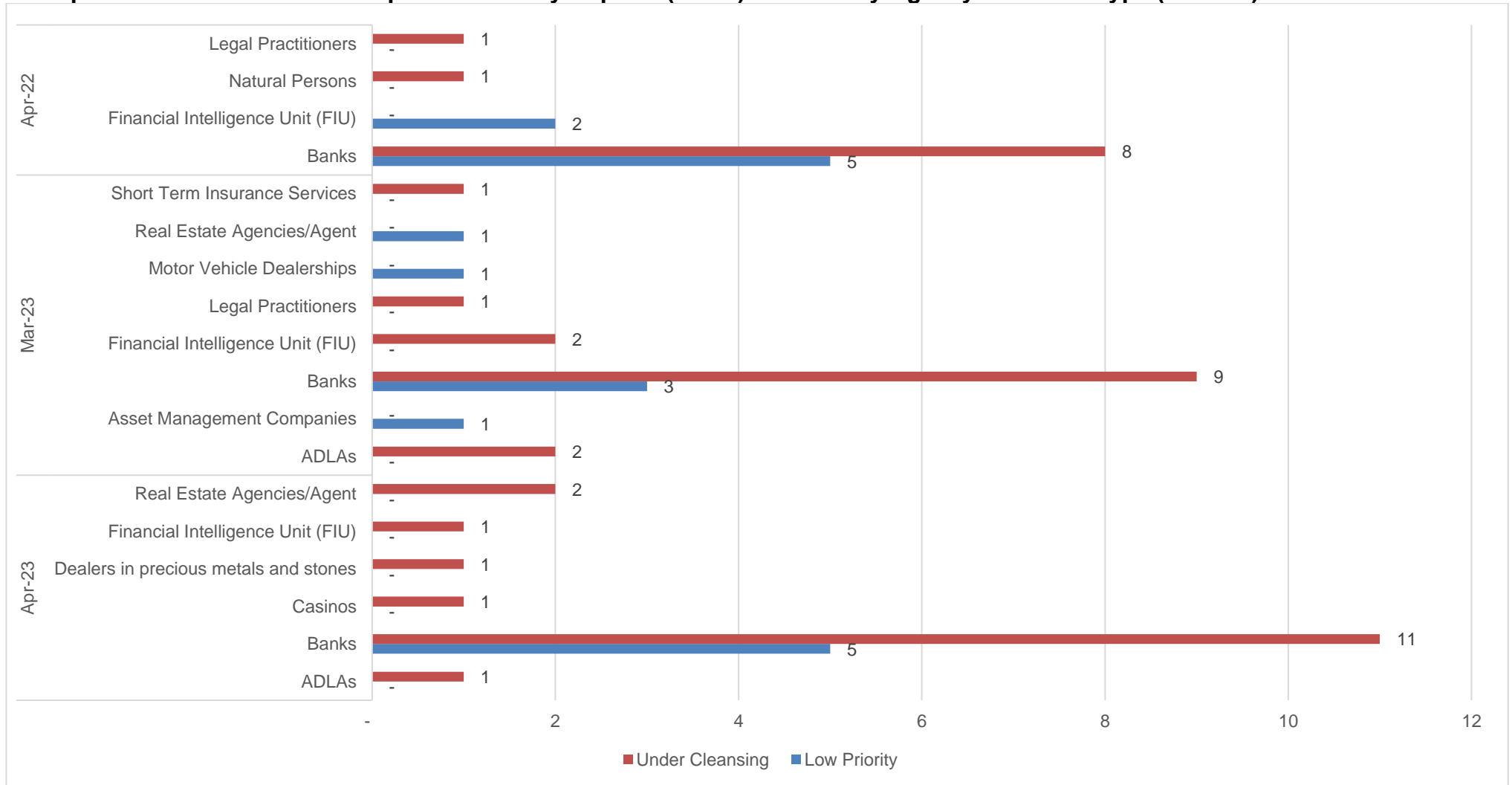
The chart above shows that the total number of STRs received during the period under review decreased to 70 STRs when compared to 93 STRs recorded in March 2023. Further, from all the STRs received in the period under review, only 4 reports were classified as ‘high priority’ while 57 STRs were still under cleansing at the time of reporting. The banking sector continues to file the most STRs nationally.

**Graph 2.2: STRs by Reporting Entities**



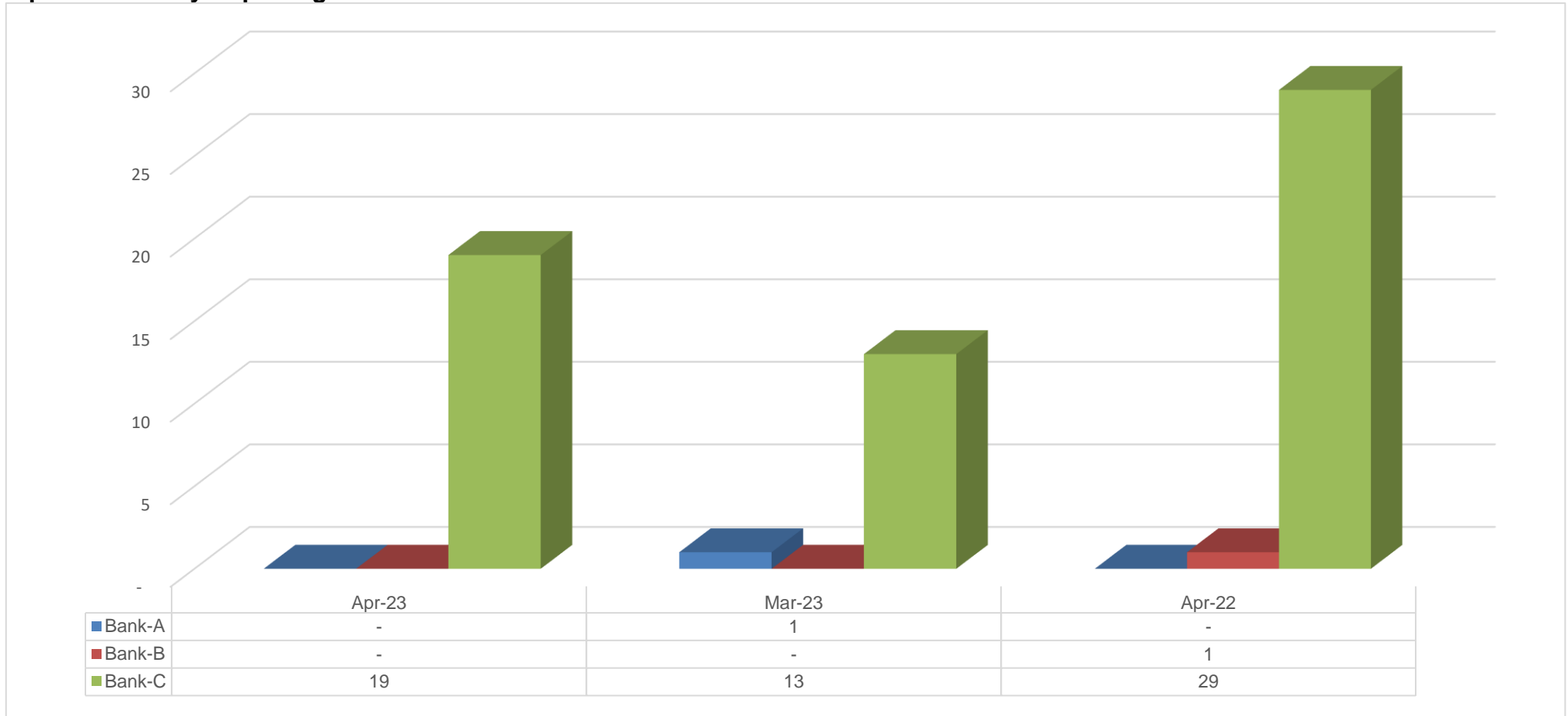
In the period under review, Bank-C filed the majority of STRs (33 STRs).

**Graph 2.3: Classification of Suspicious Activity Reports (SARs) received by Agency Business Type (Sectors)**



A total of 22 SARs were received by the FIC in April 2023. None of these reports were classified as 'high priority', however, a total of 17 reports were still under cleansing at the time of reporting.

**Graph 2.4: AIFs by Reporting Entities**



In April 2023, the FIC received a total of 19 AIFs and such reports were filed by Bank-C

### 3. Analysis

**Table 3: Reports Under Analysis**

	Apr-23
Cases	323
IRDs	393
IRIs	10

**Table 4: Reports Set-Aside**

	Apr-23	Mar-23	Apr-22	Total
Cases	0	2	0	116
IRDs	0	0	1	2
IRIs	0	0	0	1
SARs	0	0	0	9
STRs	0	0	0	102

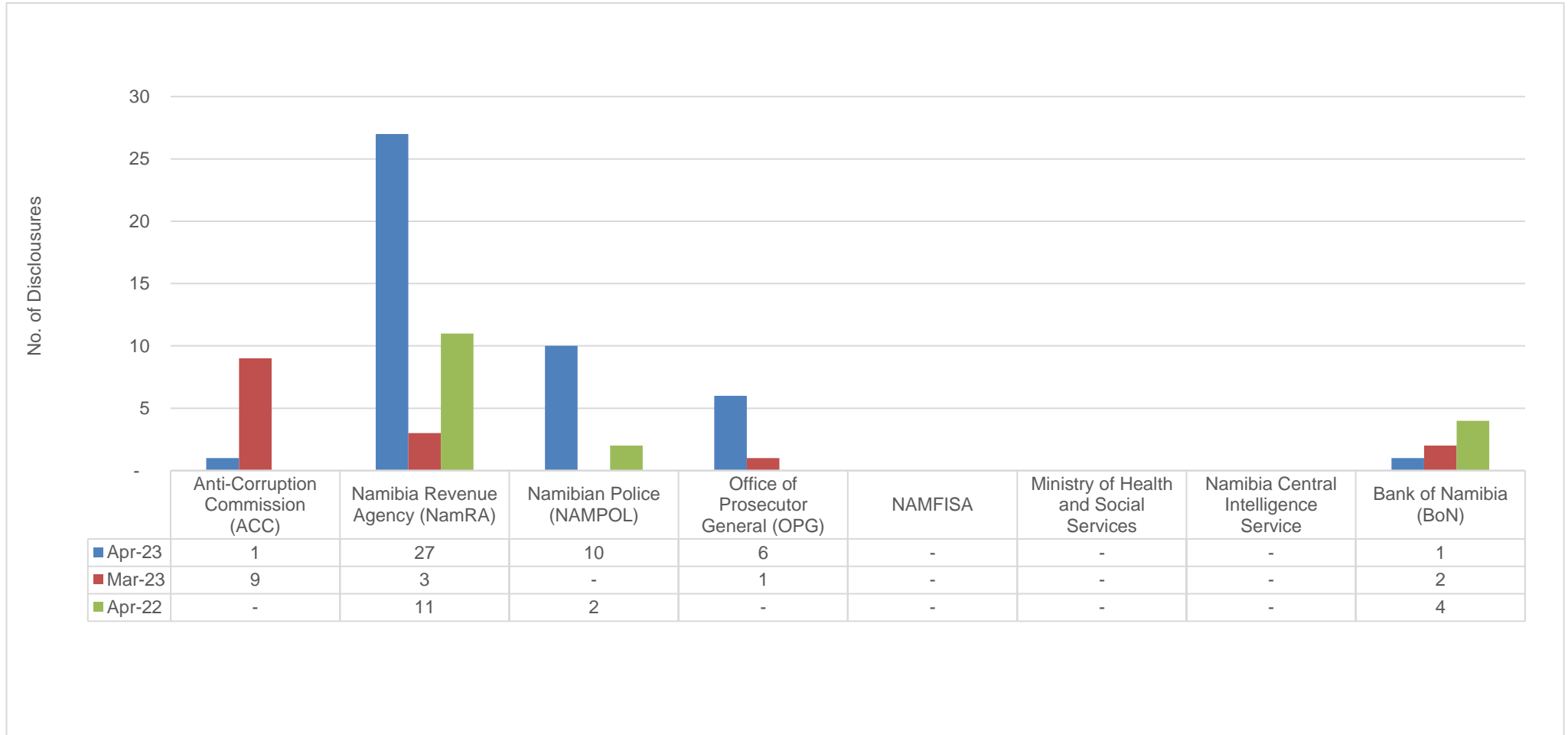
**Table 5: Reports set on Low Priority**

	Apr-23	Mar-23	Apr-22	Total
Cases	3	12	0	482
IRDs	0	0	0	1
IRIs	0	0	0	1
SARs	5	7	8	977
STRs	28	67	82	7,520

In the period under review, 323 Cases, 393 IRDs and 10 IRIs were still under analysis. A total of 5 SARs and 28 STRs were classified as 'low priority'. To date, the total number of SARs and STRs classified as 'low priority' amounts to 977 and 7,520 reports, respectively.

## 4. Disclosures

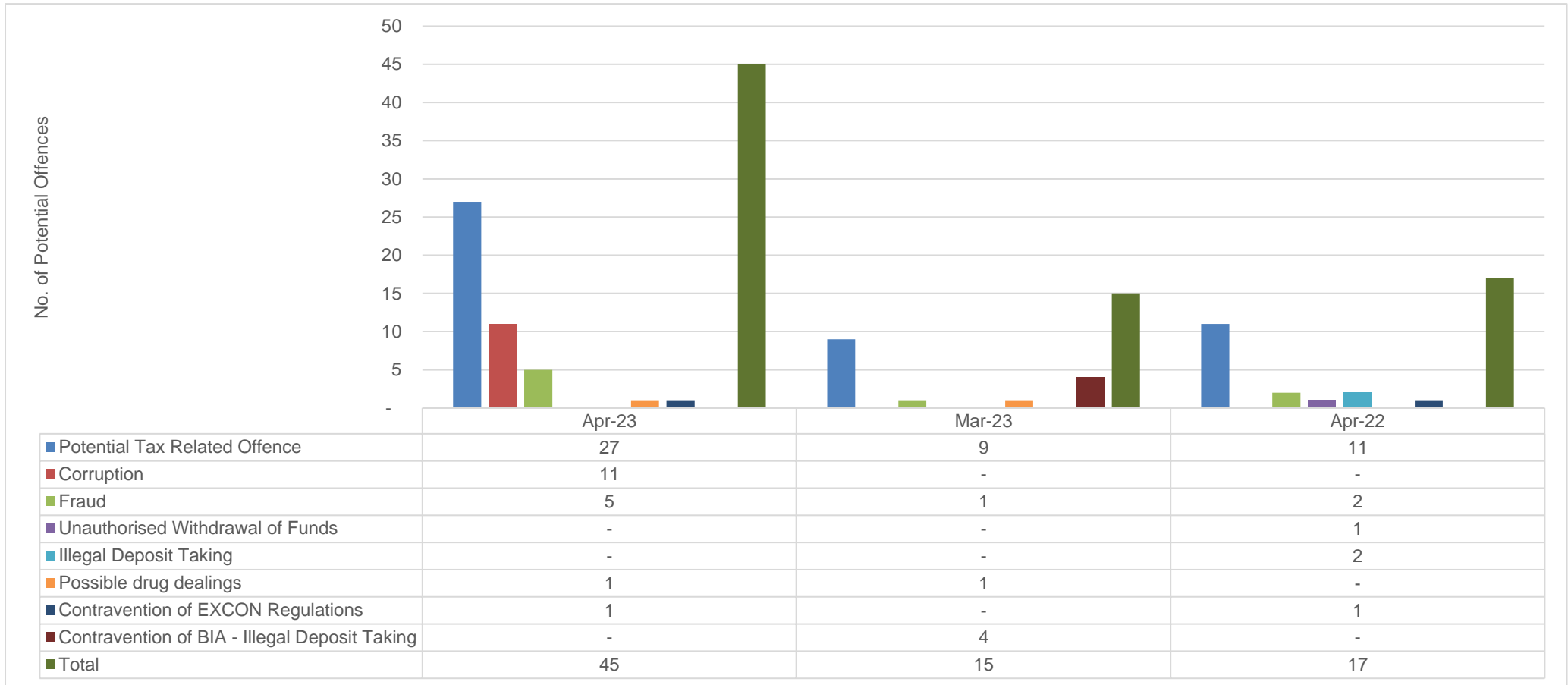
**Graph 4.1: Spontaneous Disclosures disseminated to Law Enforcement Agencies/ relevant authorities**



In the period under review, the FIC disseminated 45 Spontaneous Disclosures (SDs) to Law Enforcement Agencies (LEAs).



**Graph 4.2: Potential Predicate Offences**



Overall, there was a total of 45 potential predicate offences recorded in April 2023.

## 5. Referrals and Account Restrictions

**Table 6: Referrals received per division**

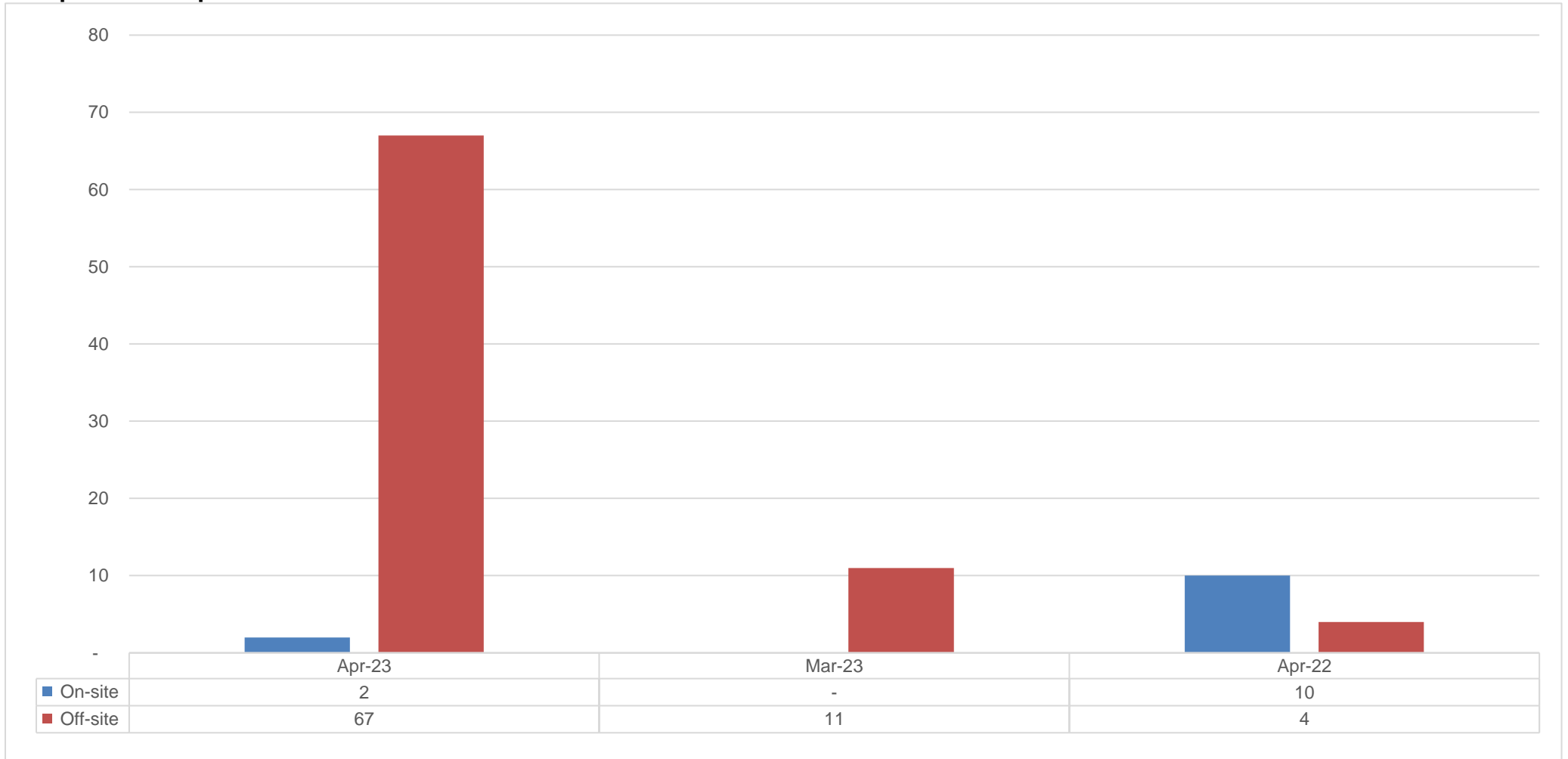
	No. of Referrals
a) <i>Financial Investigations &amp; Analysis</i>	0
b) <i>Compliance Monitoring &amp; Supervision</i>	1
c) <i>Legal, Policy &amp; Enforcement</i>	0
d) <i>Strategic Analysis</i>	0

**Table 7: Monitoring & Intervention Orders Issued**

a) <i>Monitoring Orders</i>	Issued	0
	No. of Account(s)	0
	Amount (NAD)	0.00
b) <i>Intervention Orders</i>	Issued	5
	No. of Account(s)	9
	Amount (NAD)	7,563,672.52

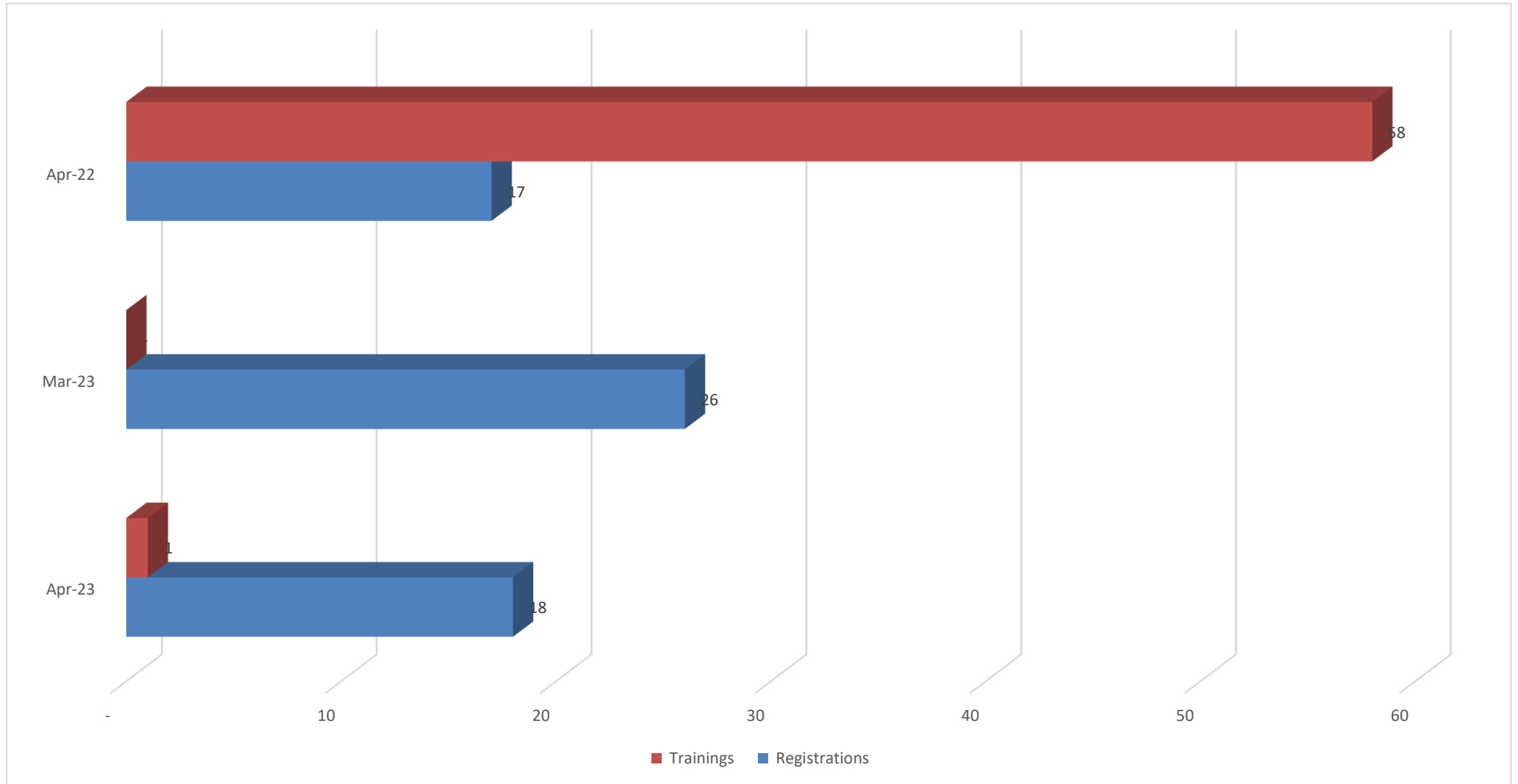
## 6. Compliance Assessment Activities

**Graph 6.1: Compliance assessment activities**



In the period under review, 2 on-site and 67 off-site FIA compliance assessment activities were conducted.

**Graph 6.2: Registrations and Training of Accountable and Reporting Institutions with the FIC**



Training and registration are essential to supervisory activities as such enhance compliance behavior. In April 2023, the FIC registered 18 reporting entities and conducted 1 training activity.